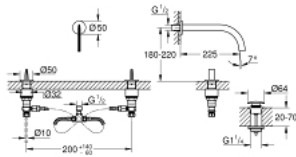
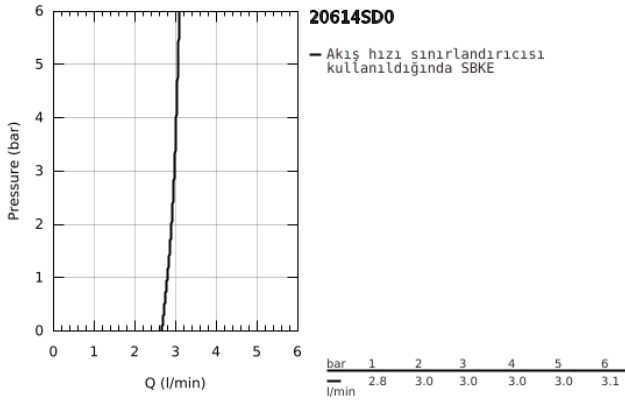


20 614 SD0 ATRIO ICON 3D 3-HOLE WALL-MOUNT BASIN MİXER

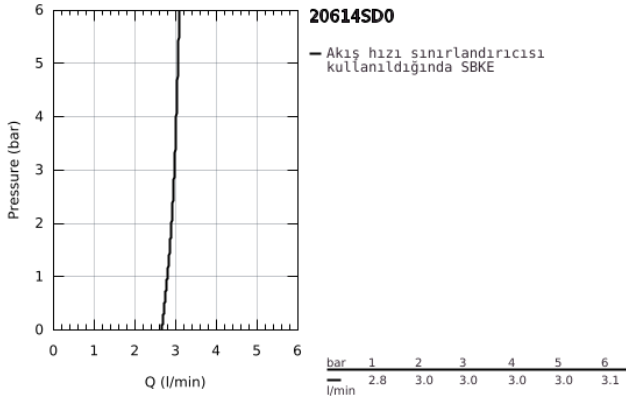


ÜRÜN AÇIKLAMASI

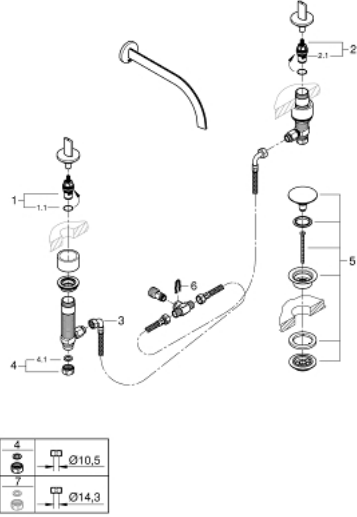
- Renk: paslanmaz çelik
- open spout for pure laminar water flow
- red and blue markings on handles for hot and cold water
- valves hot/cold with ceramic headparts
- çıkış ucu ve yan valfler arasında basınca dayanıklı spiral bağlantı hortumları
- çıkış ucu uzunluğu 235 mm
- technical data
- akış basıncı minimum 0.5 bar
- tavsiye edilen basınç 1.0 - 5.0 bar
- if static pressure is more than 5 bar fit pressure reducer
- avoid major pressure differences between cold and hot water supply
- flow rate at 3 bar flow pressure: approx. 5 l/min
- max. temperature hot water inlet: 80°C
- recommended temperature hot water inlet (energy saving): 60°C



20 614 SD0 ATRIO ICON 3D 3-HOLE WALL-MOUNT BASIN MIXER



20 614 SD0 ATRIO ICON 3D 3-HOLE WALL-MOUNT BASIN MİXER



YEDEK PARÇALAR, Nisan 2020 – now

- 1: Seramik salmastra, 1/2" (Sipariş no. 45882000)
- 1.1: O-ring Ø18,2 x Ø1,7 (Sipariş no. 0392400M)
- 2: Seramik salmastra, 1/2" (Sipariş no. 45883000)
- 2.1: O-ring Ø18,2 x Ø1,7 (Sipariş no. 0392400M)
- 3: Spiral bağlantı hortumu (Sipariş no. 45704000)
- 4: Bağlantı Somunu 1/2" (Sipariş no. 1290100M)
- 4.1: İnce conta Ø18,5 x Ø12 x 2 (Sipariş no. 0138900M)
- 5: Bas-aç gider seti (Sipariş no. 65807000)
- 6: sabitleme kelepçesi (Sipariş no. 6554100M)
- 7: Bağlantı somunu 1/2" x 14.5 mm (Sipariş no. 1290200M)*

*Özel aksesuarlar